

APPROVED BY: _____

DATE APPROVED: _____

CPES-1 Conventional Roof Equipment Support

STANDARD FEATURES

1. 18 Ga. Galvanized Steel Construction
2. Fully Welded One-Piece Construction.
3. Prime Painted after Fabrication.
4. Full Depth Internal C-Channel Reinforcing on 12" Centers.
5. 6" Spreader Channels on 12" Centers.
6. Counterflashing Attached with Tek-Screws & Neoprene Washer.
7. Pressure Treated 2x4 Wood Nailer (3-1/2" Width).
8. Fully Mitered and Welded Raised 3" Cant.

OPTIONS

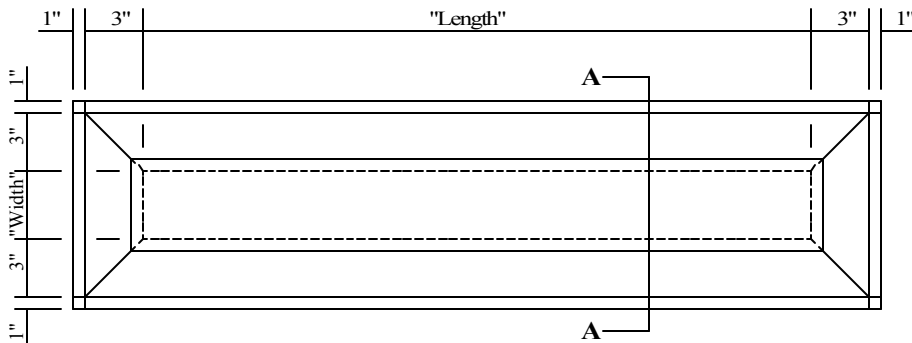
- 1.
- 2.
- 3.
- 4.

PROJECT NAME: _____

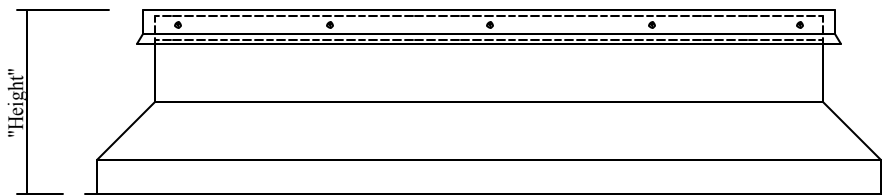
CITY, STATE: _____

CUSTOMER: _____

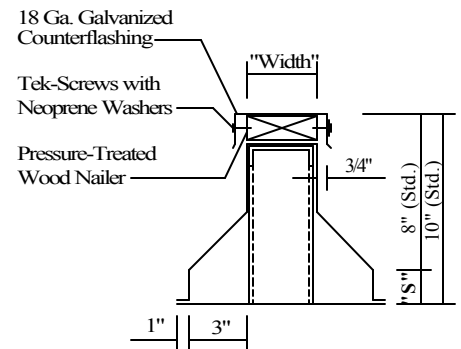
JOB NUMBER: _____



PLAN VIEW



ELEVATION



SECTION A-A

QUANTITY	LENGTH	WIDTH	HEIGHT	"S"	TAG